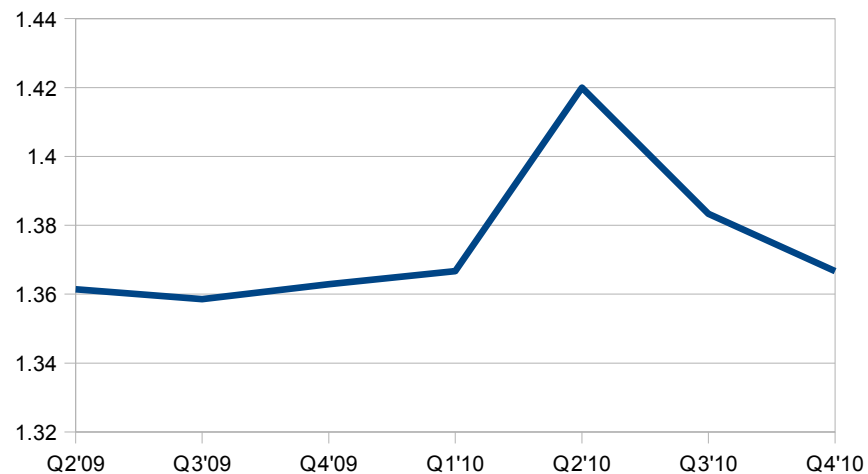


## Currencies

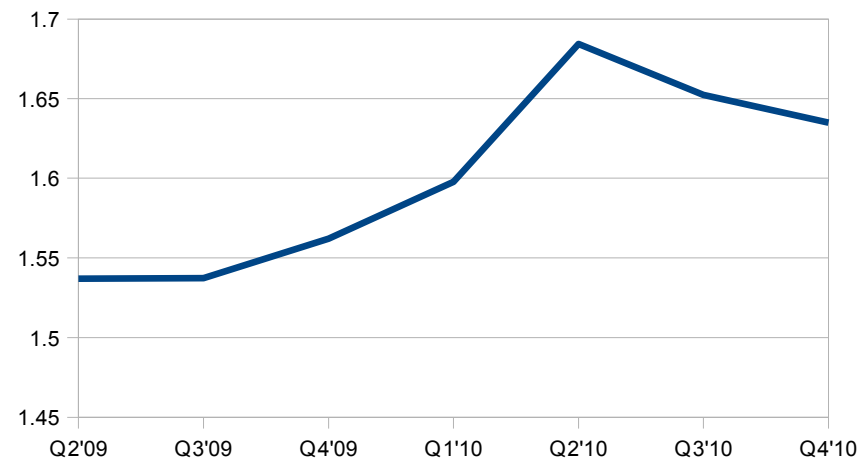
Averages	Q2'09	Q3'09	Q4'09	Q1'10	Q2'10	Q3'10	Q4'10
EUR/USD	1.36	1.36	1.36	1.37	1.42	1.38	1.37
GBP/USD	1.54	1.54	1.56	1.6	1.68	1.65	1.64
GBP/EUR	0.9	0.91	0.9	0.88	0.85	0.85	0.85
USD/JPY	96.86	98.29	99	100.33	101.5	101	102

Release date: 1 Jul 2009

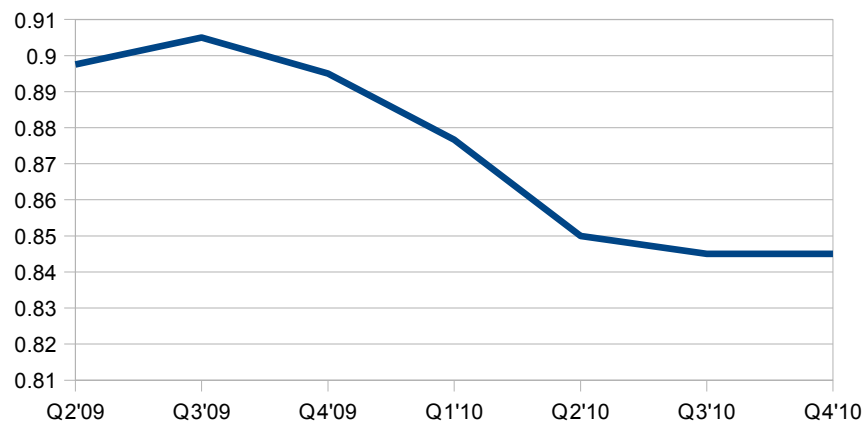
EUR/USD



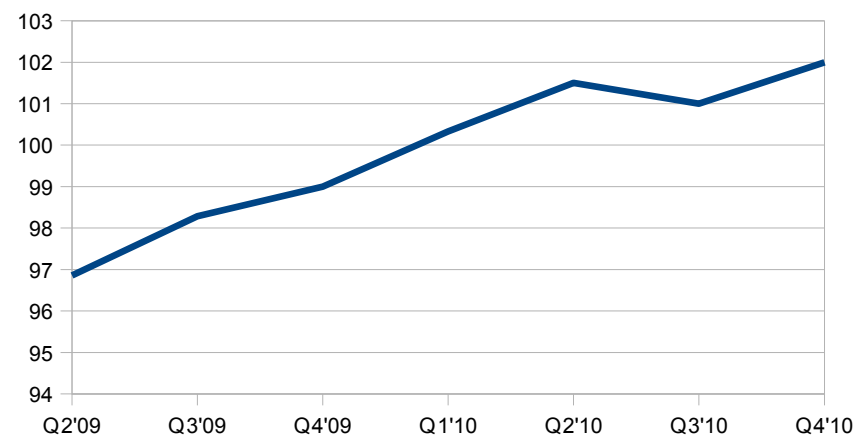
GBP/USD



GBP/EUR



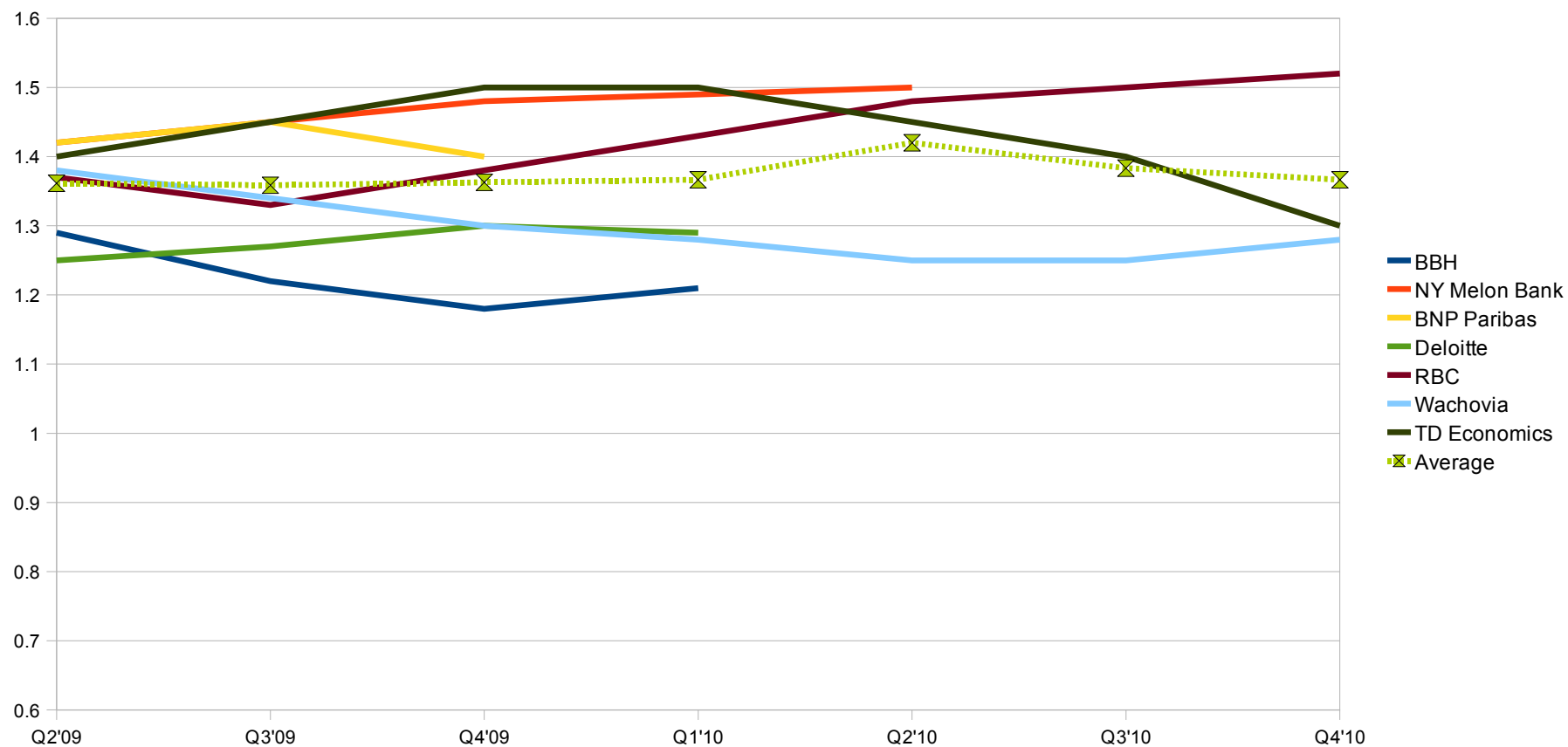
USD/JPY



## EURUSD

EUR/USD	Q2'09	Q3'09	Q4'09	Q1'10	Q2'10	Q3'10	Q4'10
BBH	1.29	1.22	1.18	1.21	-	-	-
NY Melon Bank	1.42	1.45	1.48	1.49	1.5	-	-
BNP Paribas	1.42	1.45	1.4	-	-	-	-
Deloitte	1.25	1.27	1.3	1.29	-	-	-
RBC	1.37	1.33	1.38	1.43	1.48	1.5	1.52
Wachovia	1.38	1.34	1.3	1.28	1.25	1.25	1.28
TD Economics	1.4	1.45	1.5	1.5	1.45	1.4	1.3
Average	1.36	1.36	1.36	1.37	1.42	1.38	1.37

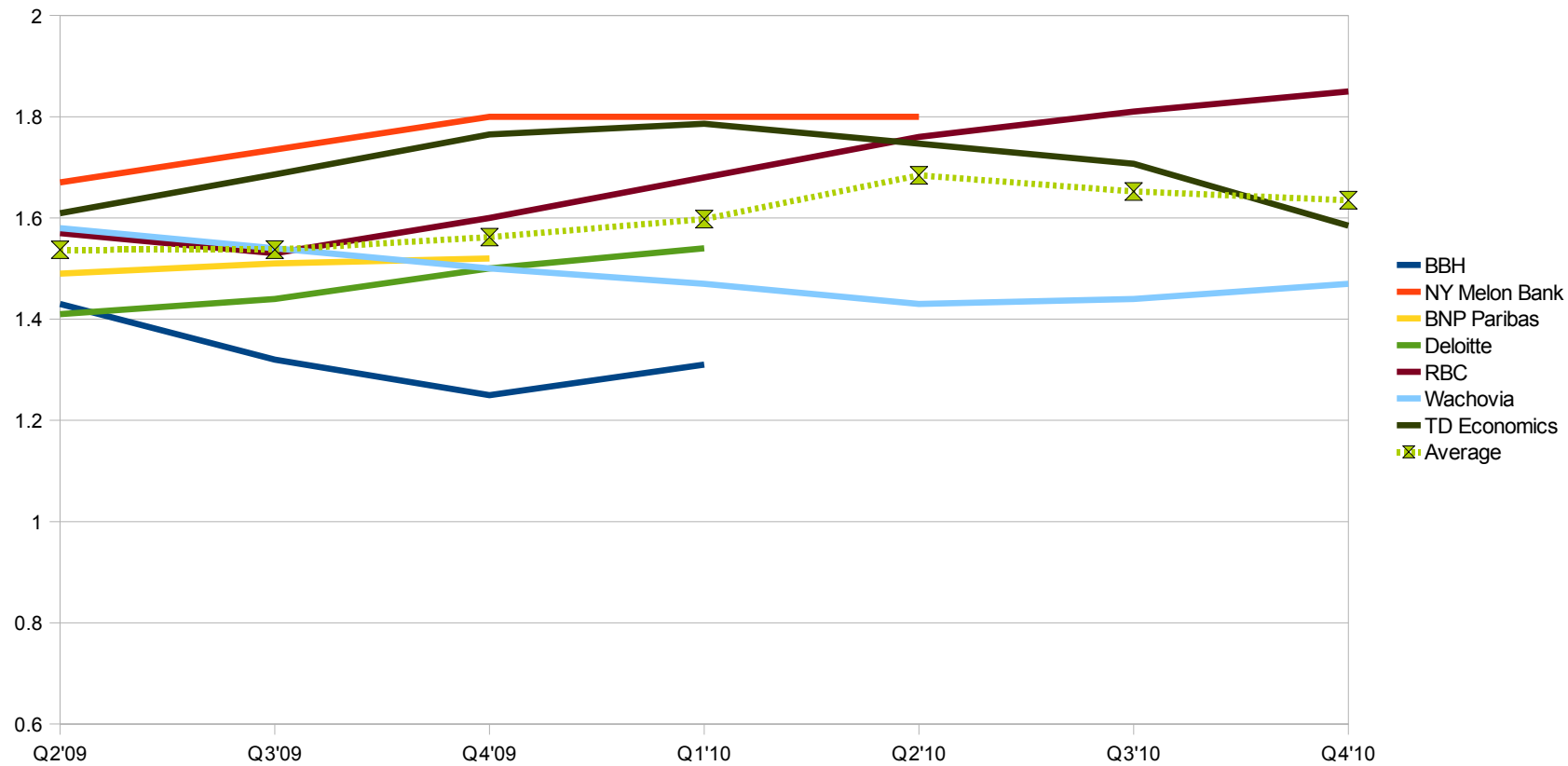
Release date: 1 Jul 2009



## GBP

GBP/USD	Q2'09	Q3'09	Q4'09	Q1'10	Q2'10	Q3'10	Q4'10
BBH	1.43	1.32	1.25	1.31	-	-	-
NY Melon Bank	1.67	1.74	1.8	1.8	1.8	-	-
BNP Paribas	1.49	1.51	1.52	-	-	-	-
Deloitte	1.41	1.44	1.5	1.54	-	-	-
RBC	1.57	1.53	1.6	1.68	1.76	1.81	1.85
Wachovia	1.58	1.54	1.5	1.47	1.43	1.44	1.47
TD Economics	1.61	1.69	1.77	1.79	1.75	1.71	1.59
Average	1.54	1.54	1.56	1.6	1.68	1.65	1.64

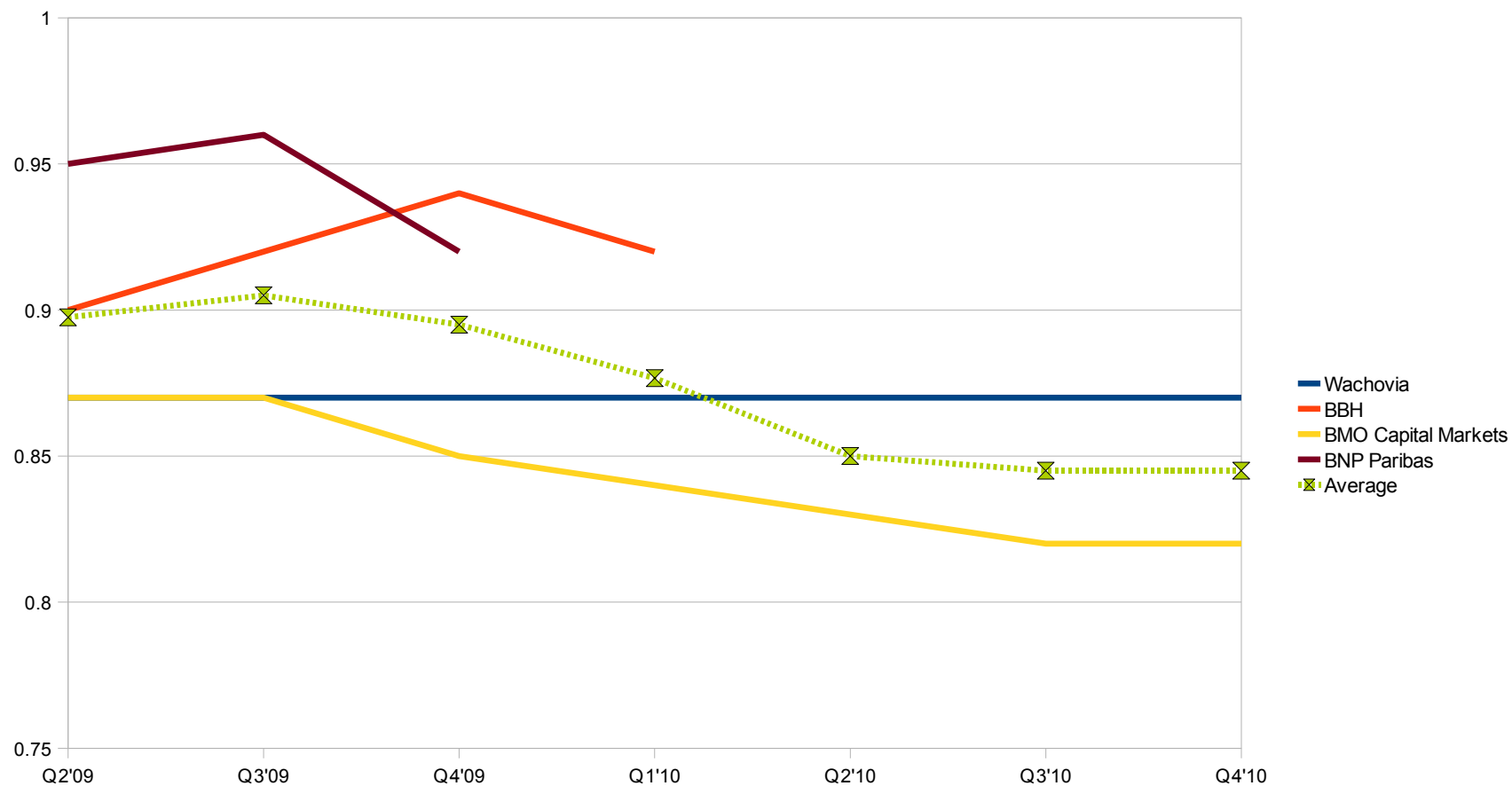
Release date: 1 Jul 2009



## GBP

GBP/EUR	Q2'09	Q3'09	Q4'09	Q1'10	Q2'10	Q3'10	Q4'10
Wachovia	0.87	0.87	0.87	0.87	0.87	0.87	0.87
BBH	0.9	0.92	0.94	0.92	-	-	-
BMO Capital Markets	0.87	0.87	0.85	0.84	0.83	0.82	0.82
BNP Paribas	0.95	0.96	0.92	-	-	-	-
Average	0.9	0.91	0.9	0.88	0.85	0.85	0.85

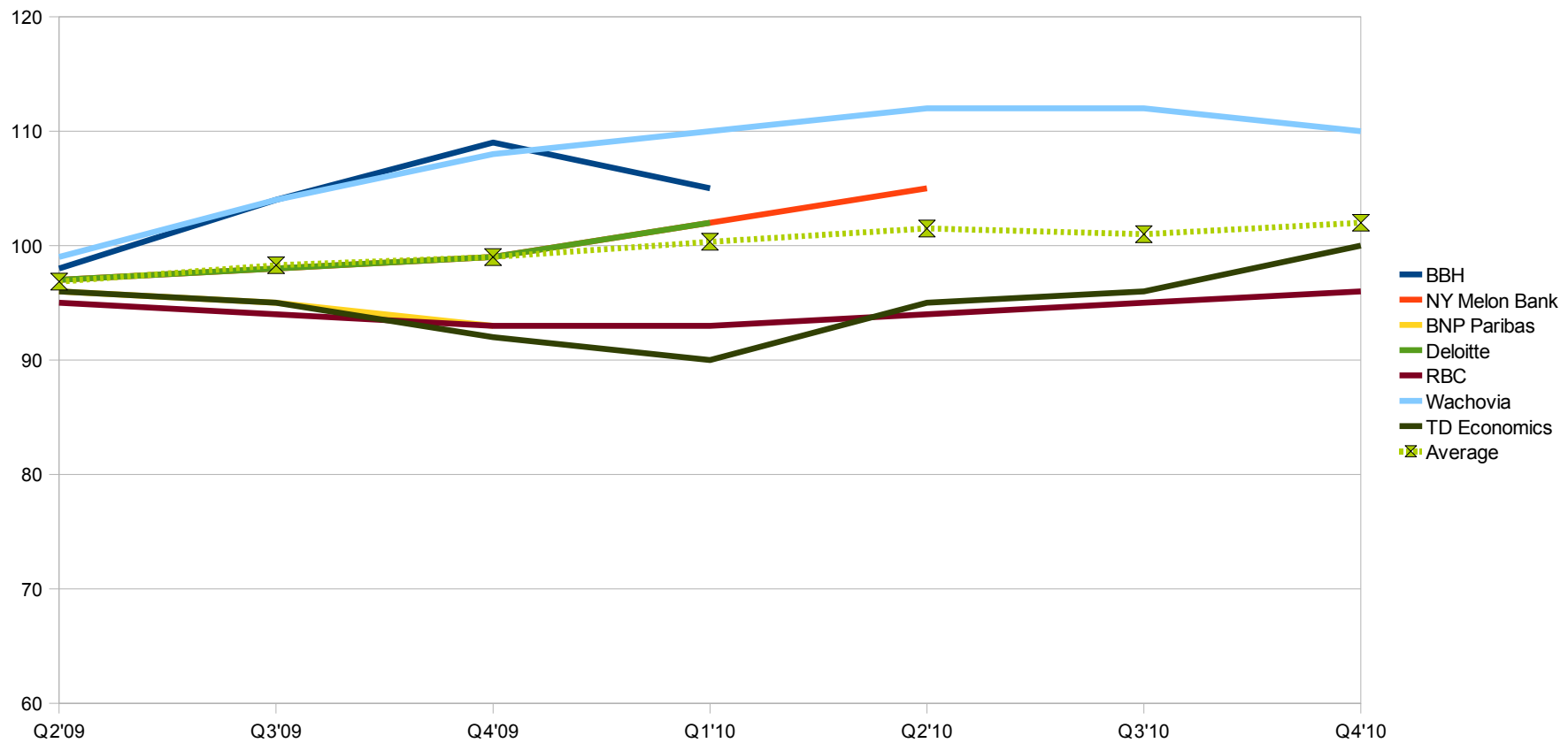
Release date: 1 Jul 2009



# JPY

USD/JPY	Q2'09	Q3'09	Q4'09	Q1'10	Q2'10	Q3'10	Q4'10
BBH	98	104	109	105	-	-	-
NY Melon Bank	97	98	99	102	105	-	-
BNP Paribas	96	95	93	-	-	-	-
Deloitte	97	98	99	102	-	-	-
RBC	95	94	93	93	94	95	96
Wachovia	99	104	108	110	112	112	110
TD Economics	96	95	92	90	95	96	100
Average	96.86	98.29	99	100.33	101.5	101	102

Release date: 1 Jul 2009

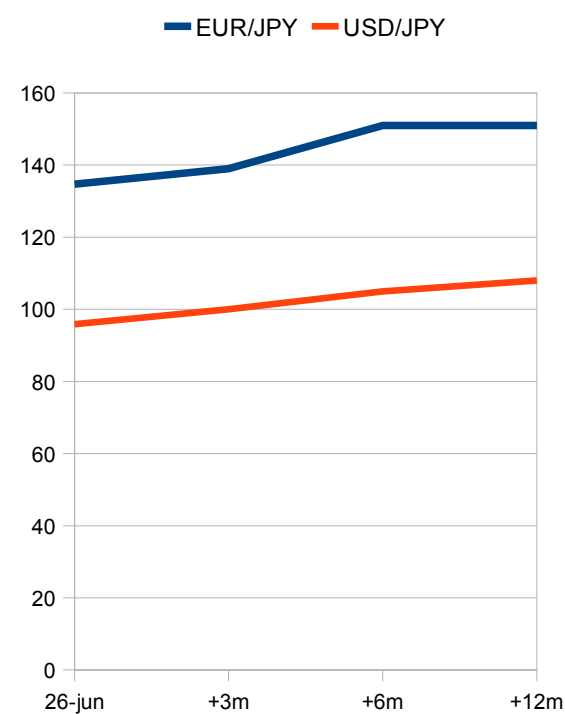
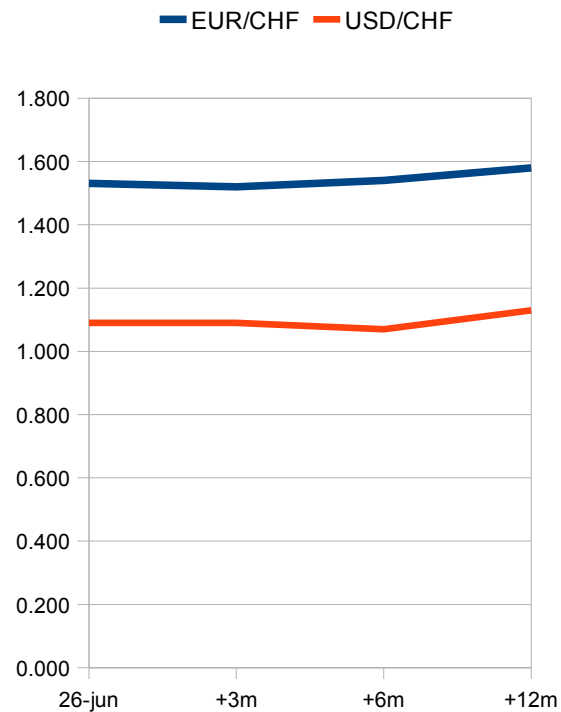
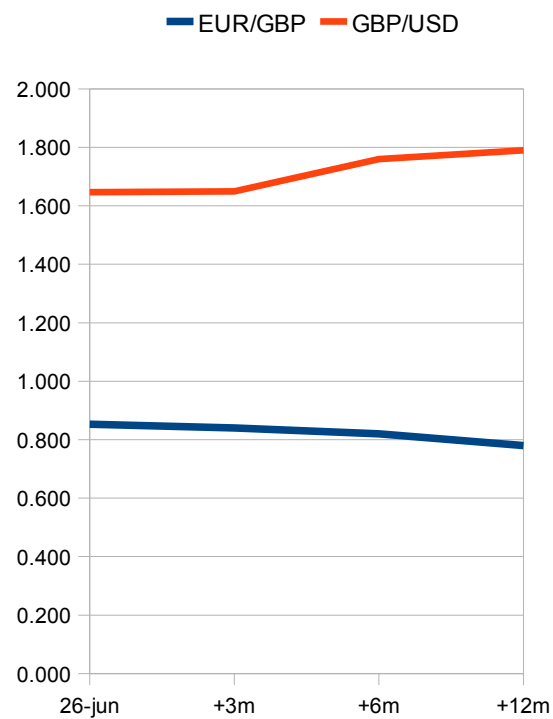
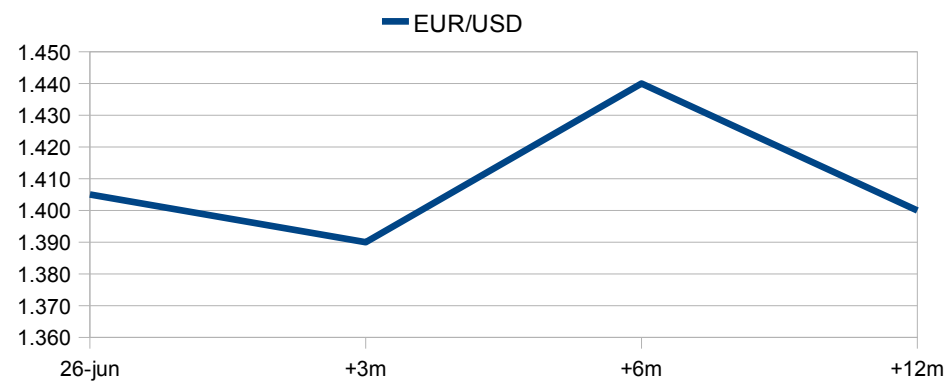


Pair	26-jun	+3m	+6m	+12m
EUR/USD	1.405	1.390	1.440	1.400
EUR/JPY	134.7	139	151	151
USD/JPY	95.9	100	105	108
EUR/GBP	0.853	0.840	0.820	0.780
GBP/USD	1.647	1.650	1.760	1.790
EUR/CHF	1.531	1.520	1.540	1.580
USD/CHF	1.090	1.090	1.070	1.130

As of Jun 26, 2009

Source: [Weekly Focus](#)

## Danske Bank

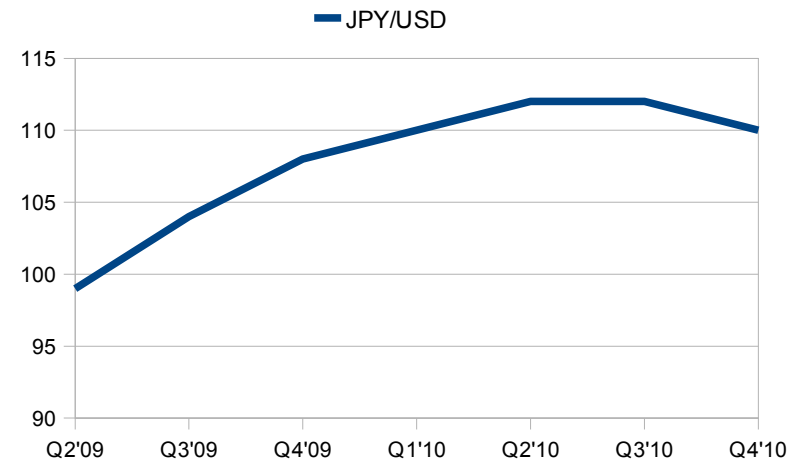
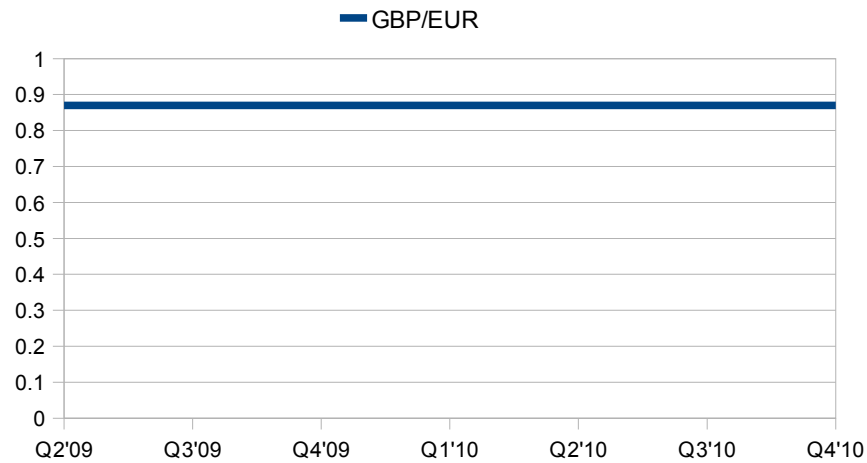
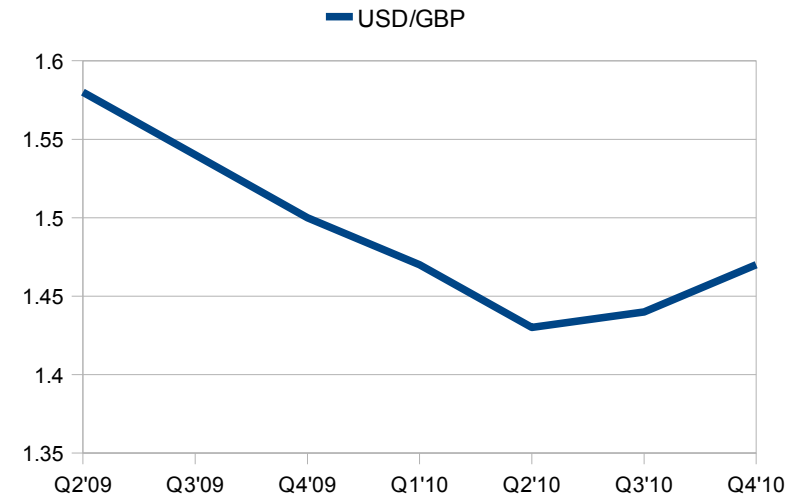
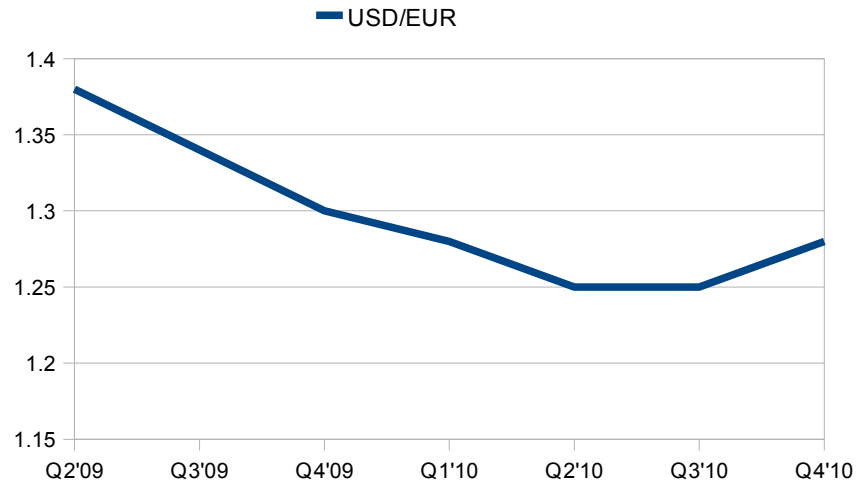


## Wachovia

Pair	Q2'09	Q3'09	Q4'09	Q1'10	Q2'10	Q3'10	Q4'10
USD/EUR	1.38	1.34	1.3	1.28	1.25	1.25	1.28
USD/GBP	1.58	1.54	1.5	1.47	1.43	1.44	1.47
GBP/EUR	0.87	0.87	0.87	0.87	0.87	0.87	0.87
JPY/USD	99	104	108	110	112	112	110

As of Jun 10, 2009

Source: [Monthly Economic Outlook](#)

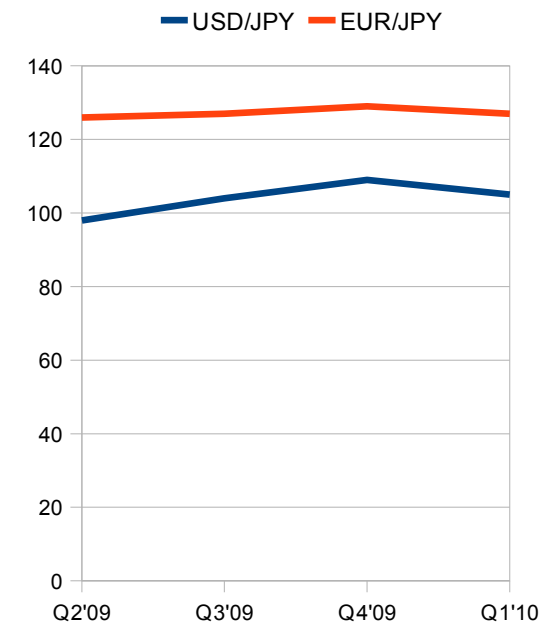
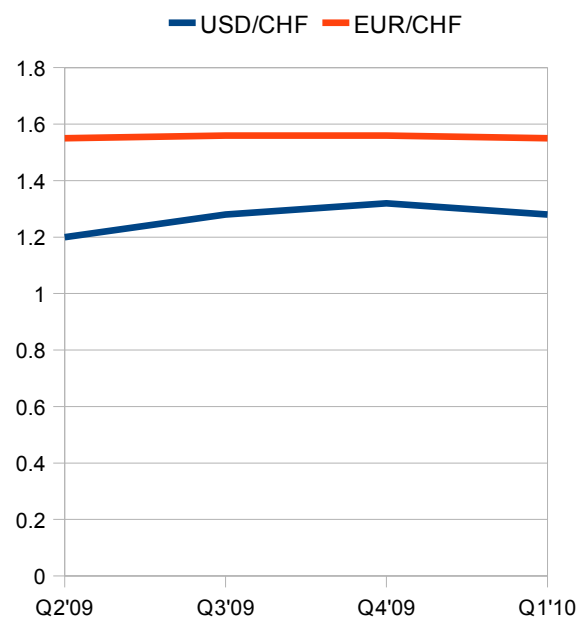
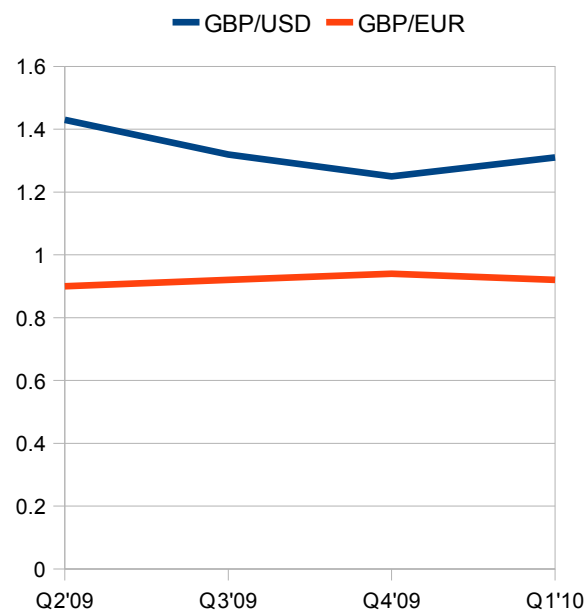
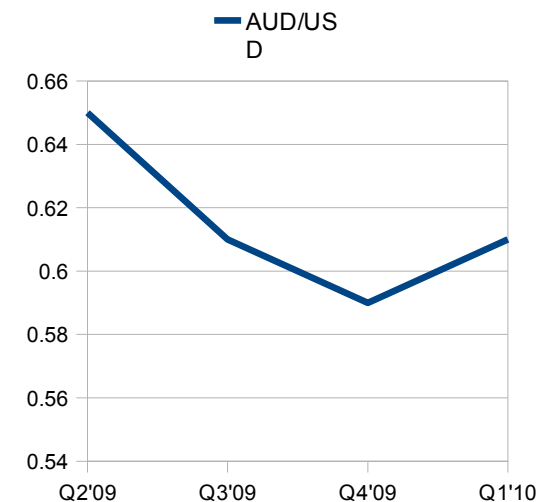
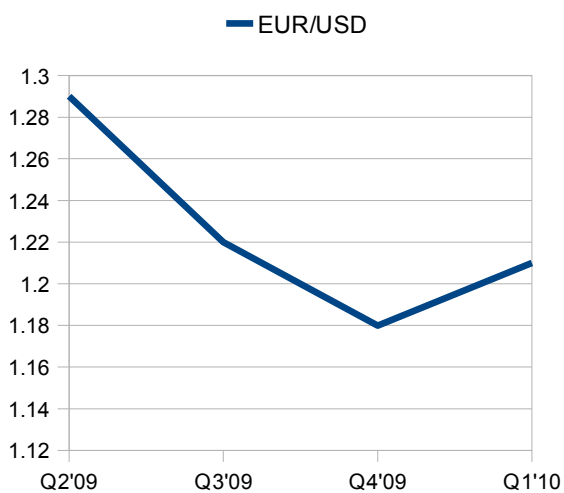


US Dollar Terms	Q2'09	Q3'09	Q4'09	Q1'10
EUR/USD	1.29	1.22	1.18	1.21
USD/JPY	98	104	109	105
GBP/USD	1.43	1.32	1.25	1.31
USD/CAD	1.29	1.33	1.36	1.33
AUD/USD	0.65	0.61	0.59	0.61
NZD/USD	0.53	0.5	0.48	0.5
USD/CHF	1.2	1.28	1.32	1.28

Euro Terms	Q2'09	Q3'09	Q4'09	Q1'10
EUR/JPY	126	127	129	127
GBP/EUR	0.9	0.92	0.94	0.92
EUR/CHF	1.55	1.56	1.56	1.55

As of Mar 19, 2009

## BBH

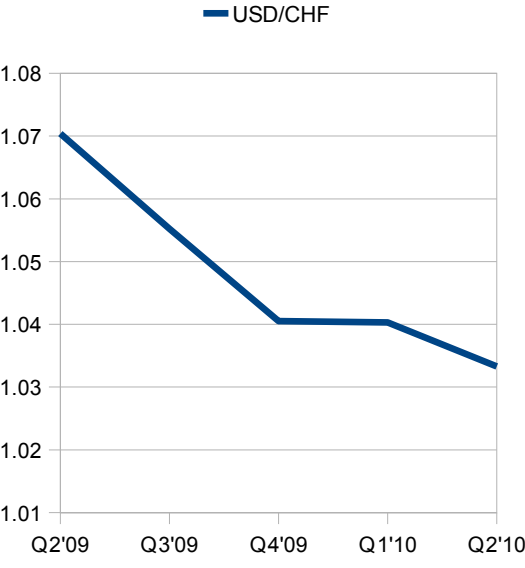
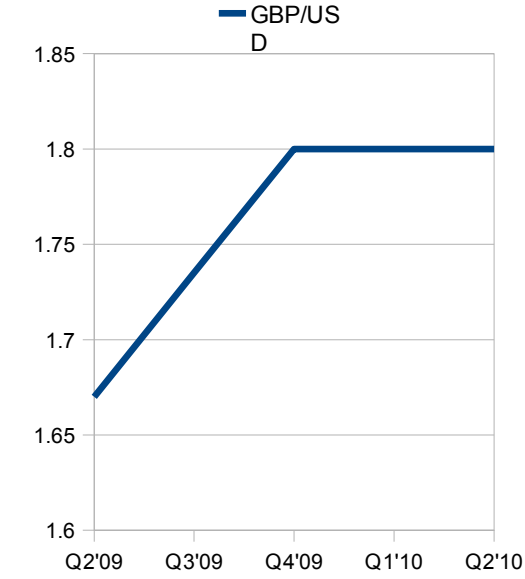
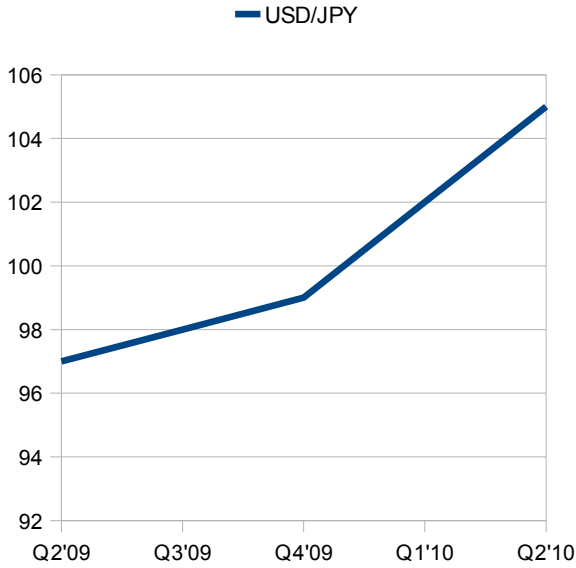
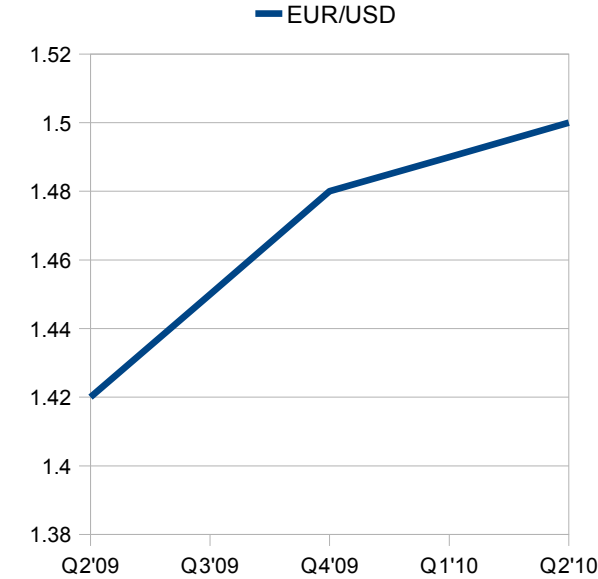
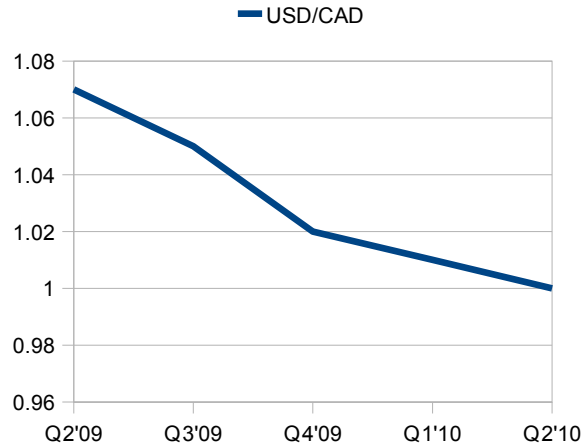
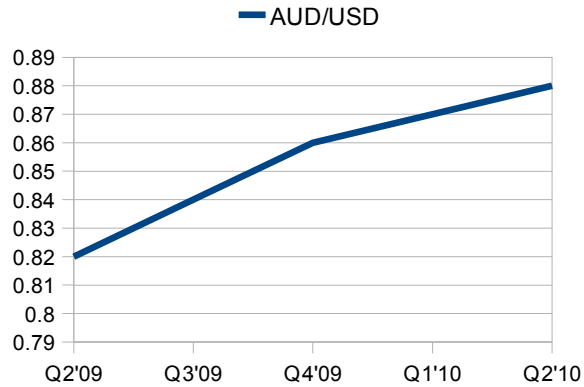




NY Melon Bank

Pair	Q2'09	Q3'09	Q4'09	Q1'10	Q2'10
AUD/USD	0.82	0.84	0.86	0.87	0.88
GBP/USD	1.67	1.74	1.8	1.8	1.8
USD/CAD	1.07	1.05	1.02	1.01	1
EUR/USD	1.42	1.45	1.48	1.49	1.5
USD/JPY	97	98	99	102	105
NZD/USD	0.64	0.65	0.66	0.67	0.68
USD/CHF	1.07	1.06	1.04	1.04	1.03

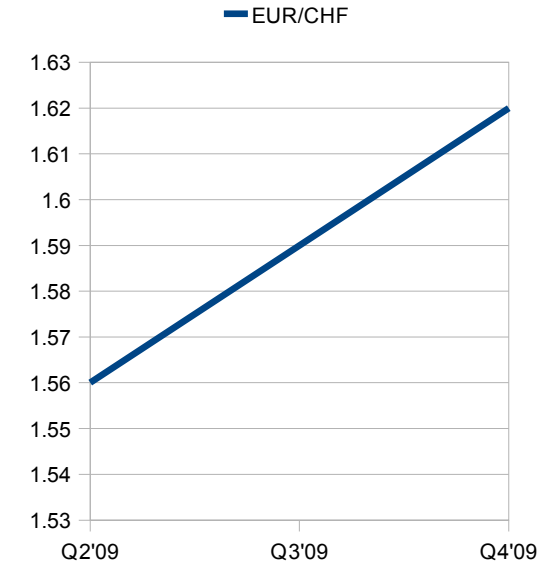
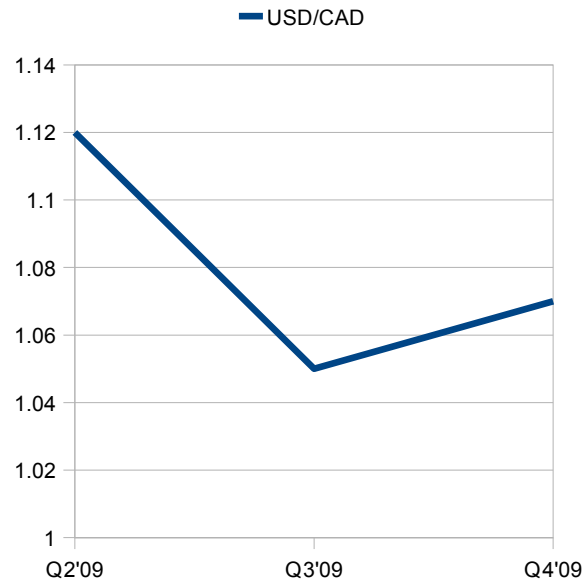
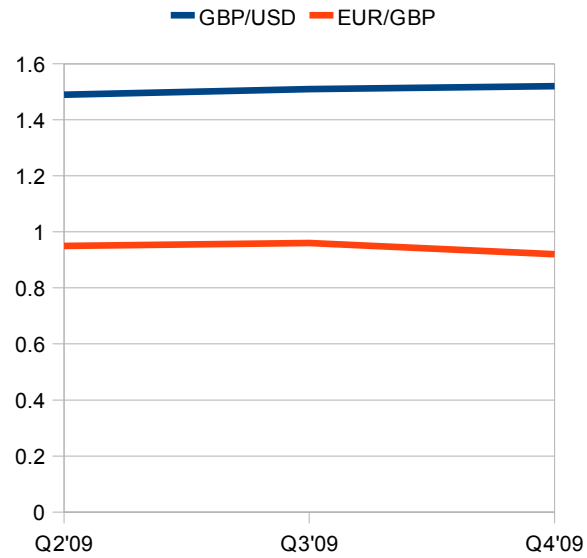
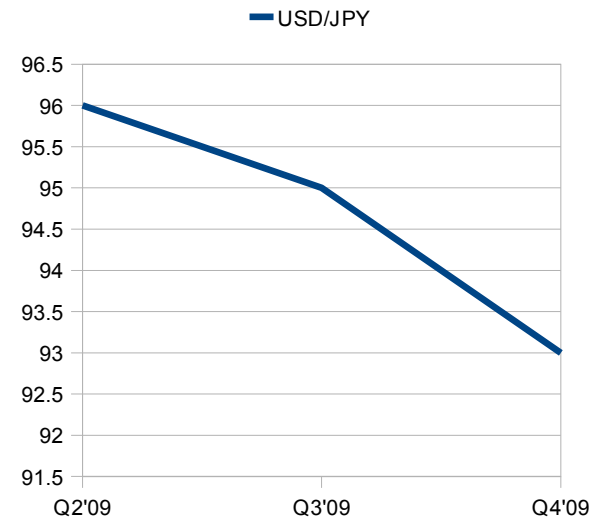
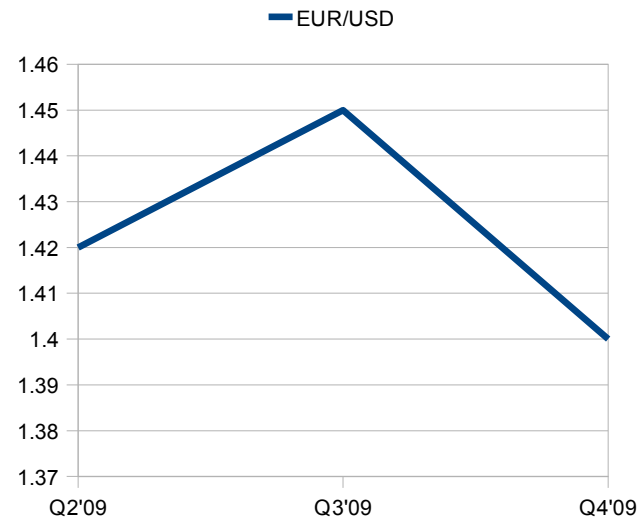
As of Jun 11, 2009



## BNP Paribas

Pair	Q2'09	Q3'09	Q4'09
USD/JPY	96	95	93
GBP/USD	1.49	1.51	1.52
USD/CAD	1.12	1.05	1.07
EUR/USD	1.42	1.45	1.4
EUR/GBP	0.95	0.96	0.92
EUR/CHF	1.56	1.59	1.62

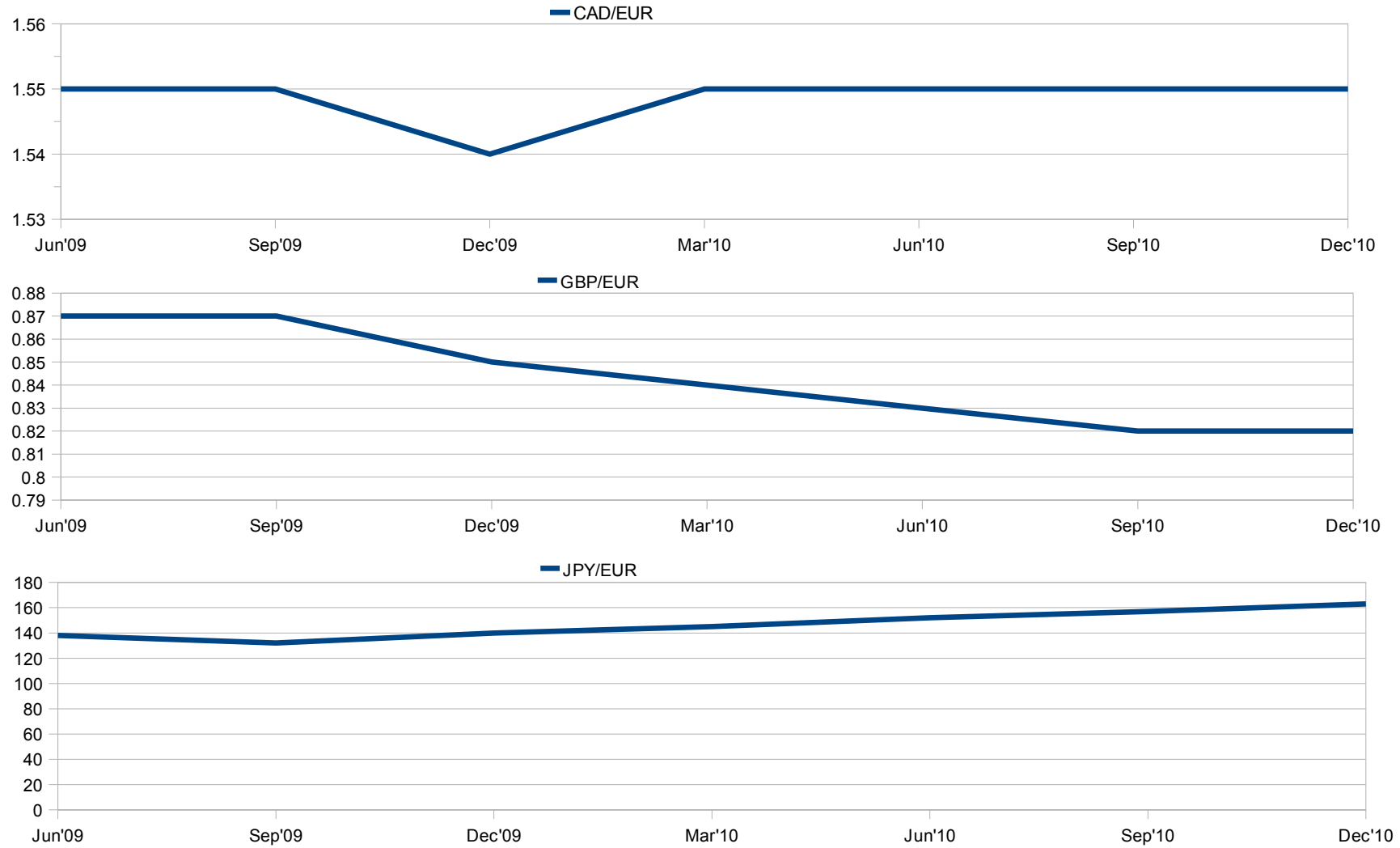
As of May 1, 2009



## BMO Capital Markets

Pair	Jun'09	Sep'09	Dec'09	Mar'10	Jun'10	Sep'10	Dec'10
CAD/EUR	1.55	1.55	1.54	1.55	1.55	1.55	1.55
GBP/EUR	0.87	0.87	0.85	0.84	0.83	0.82	0.82
JPY/EUR	138	132	140	145	152	157	163

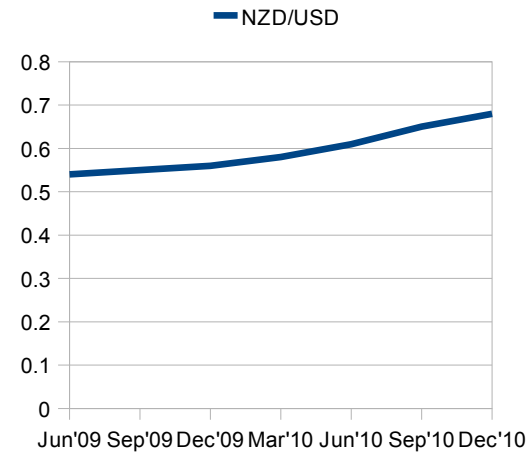
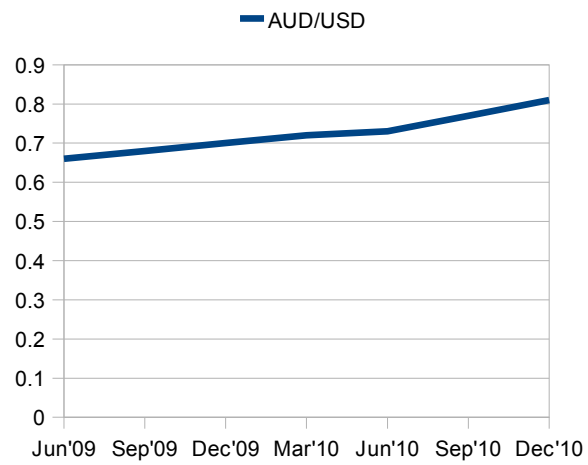
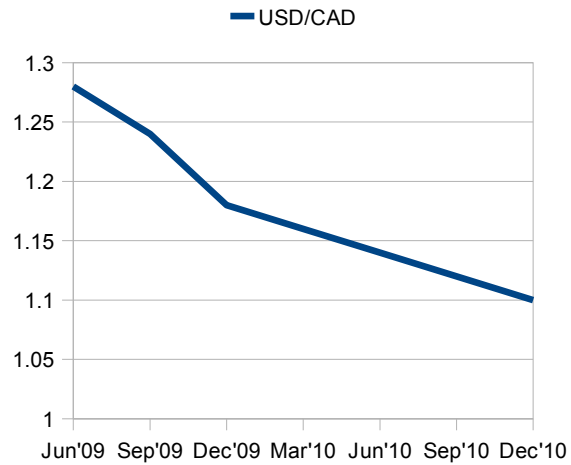
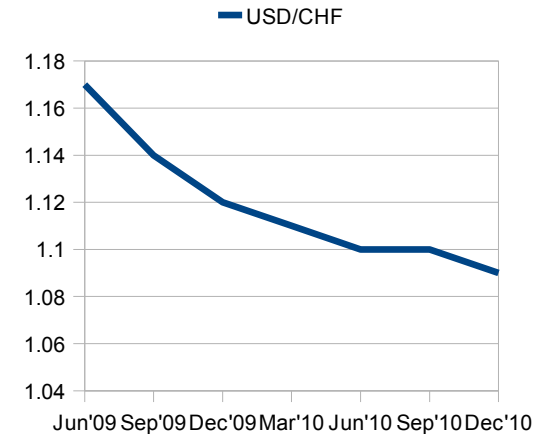
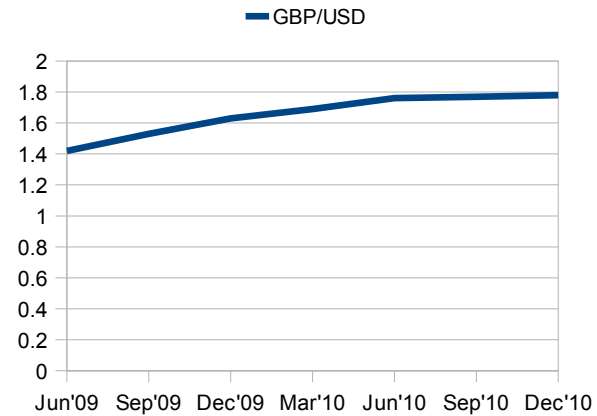
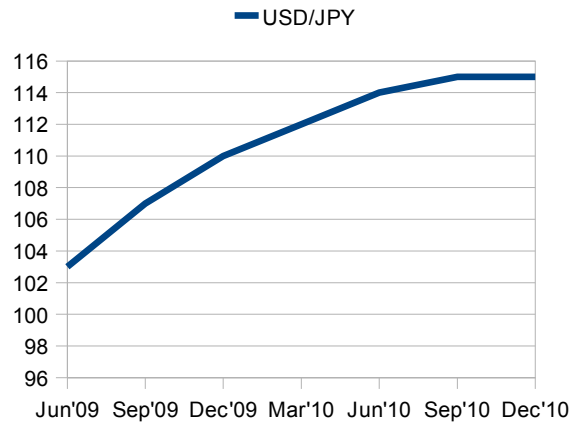
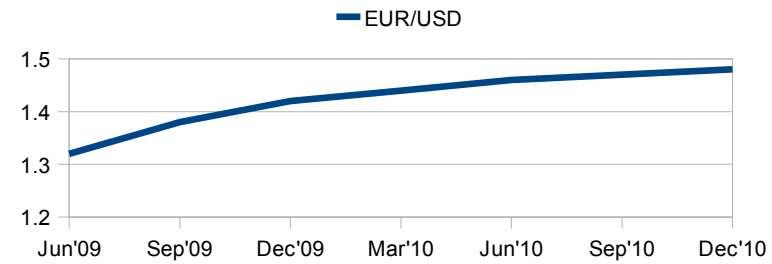
As of Jun 1, 2009



## Calyon

Pair	Jun'09	Sep'09	Dec'09	Mar'10	Jun'10	Sep'10	Dec'10
EUR/USD	1.32	1.38	1.42	1.44	1.46	1.47	1.48
USD/JPY	103	107	110	112	114	115	115
GBP/USD	1.42	1.53	1.63	1.69	1.76	1.77	1.78
USD/CHF	1.17	1.14	1.12	1.11	1.1	1.1	1.09
USD/CAD	1.28	1.24	1.18	1.16	1.14	1.12	1.1
AUD/USD	0.66	0.68	0.7	0.72	0.73	0.77	0.81
NZD/USD	0.54	0.55	0.56	0.58	0.61	0.65	0.68

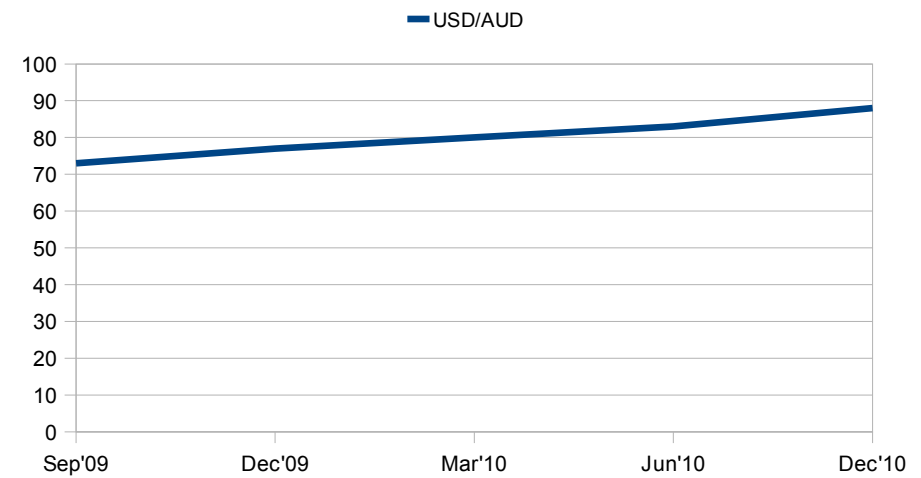
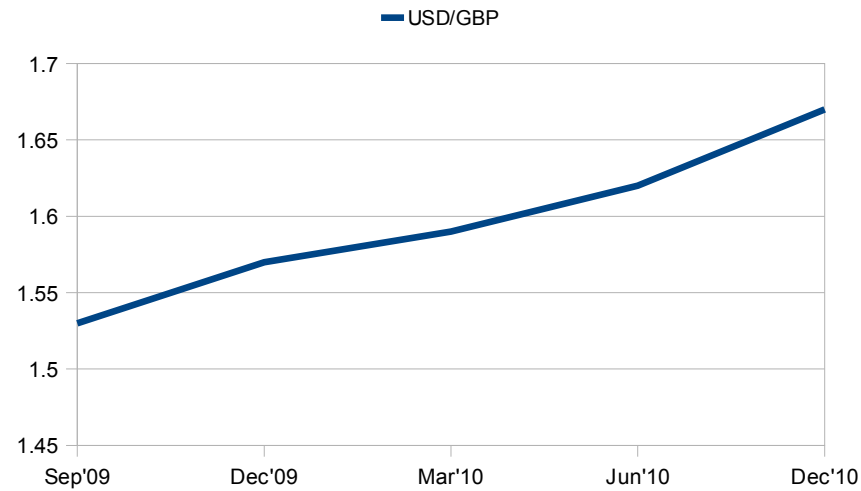
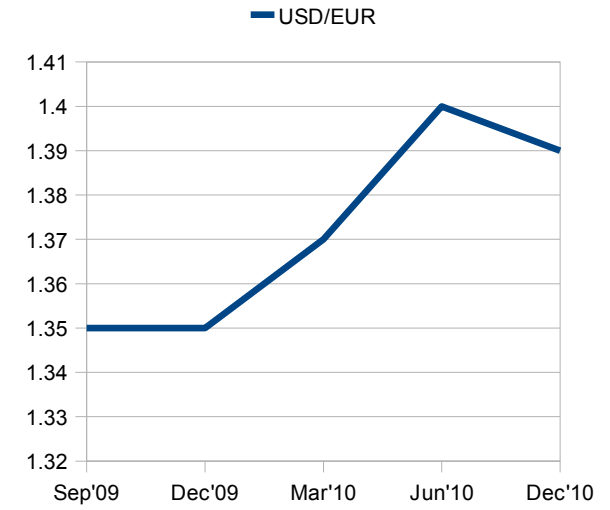
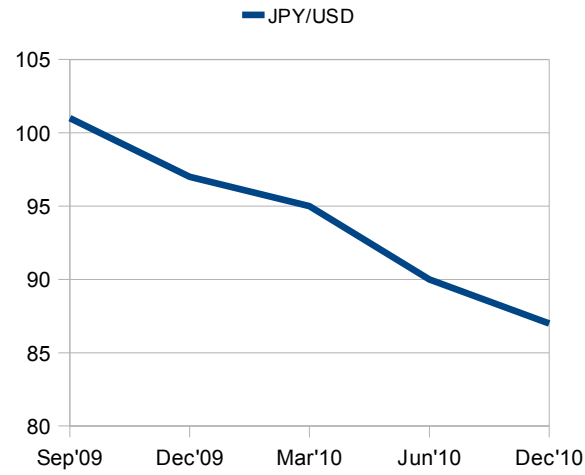
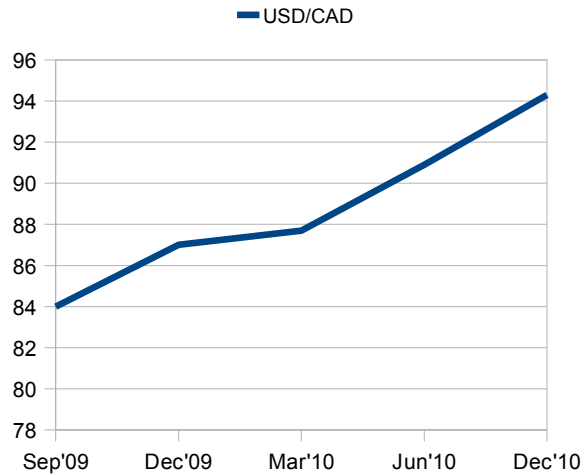
As of Mar 30, 2009



# CIBC

Pair	Sep'09	Dec'09	Mar'10	Jun'10	Dec'10
USD/CAD	84	87	87.7	90.9	94.3
JPY/USD	101	97	95	90	87
USD/EUR	1.35	1.35	1.37	1.4	1.39
USD/GBP	1.53	1.57	1.59	1.62	1.67
USD/AUD	73	77	80	83	88

As of Jun 18, 2009

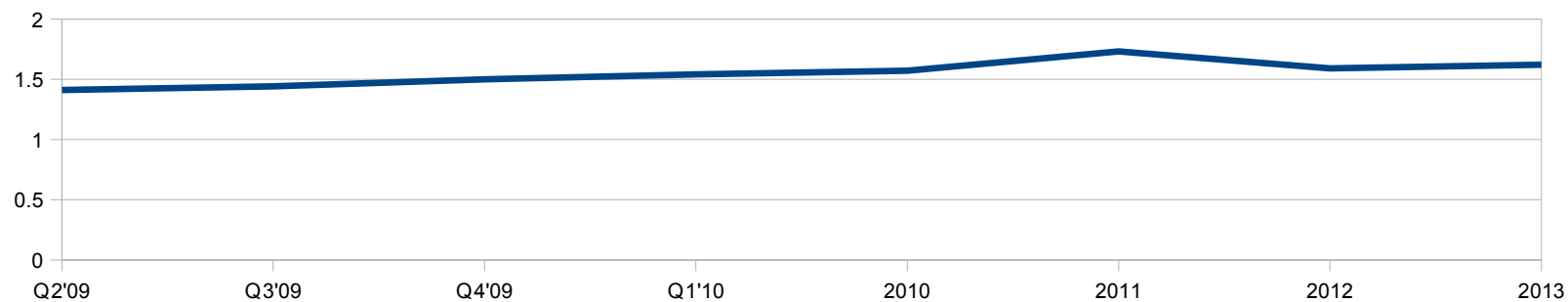


# Deloitte

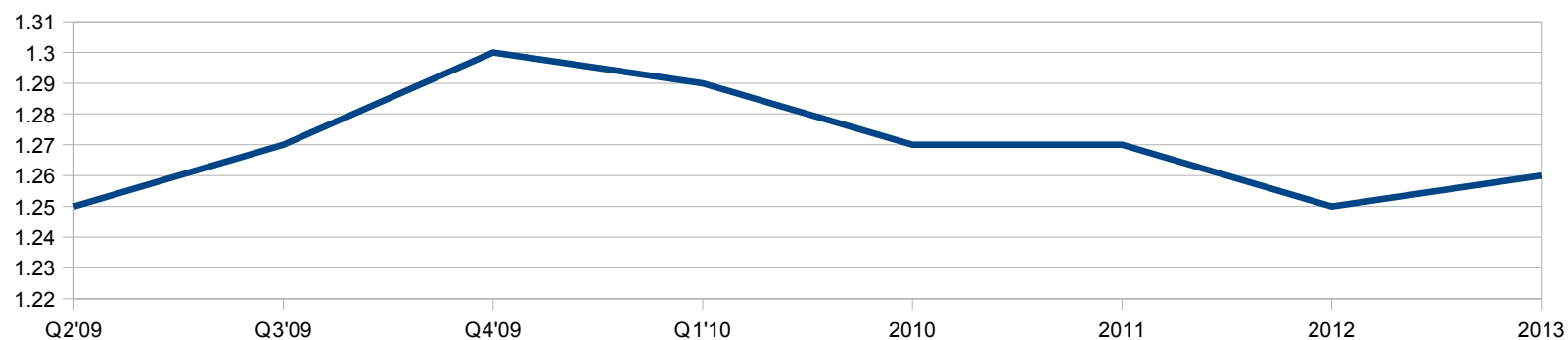
Pair	Q2'09	Q3'09	Q4'09	Q1'10	2010	2011	2012	2013
GBP/USD	1.41	1.44	1.5	1.54	1.57	1.73	1.59	1.62
EUR/USD	1.25	1.27	1.3	1.29	1.27	1.27	1.25	1.26
USD/JPY	97	98	99	102	100	115	113	119

As of Mar 25, 2009

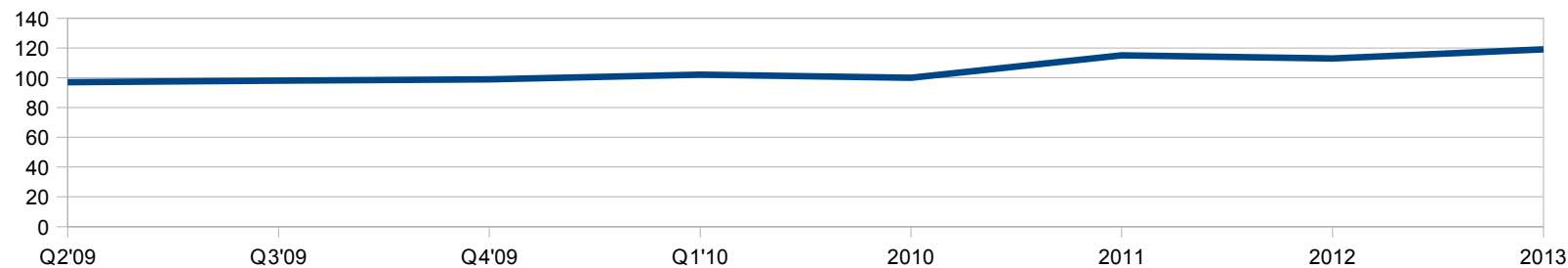
GBP/USD



EUR/USD



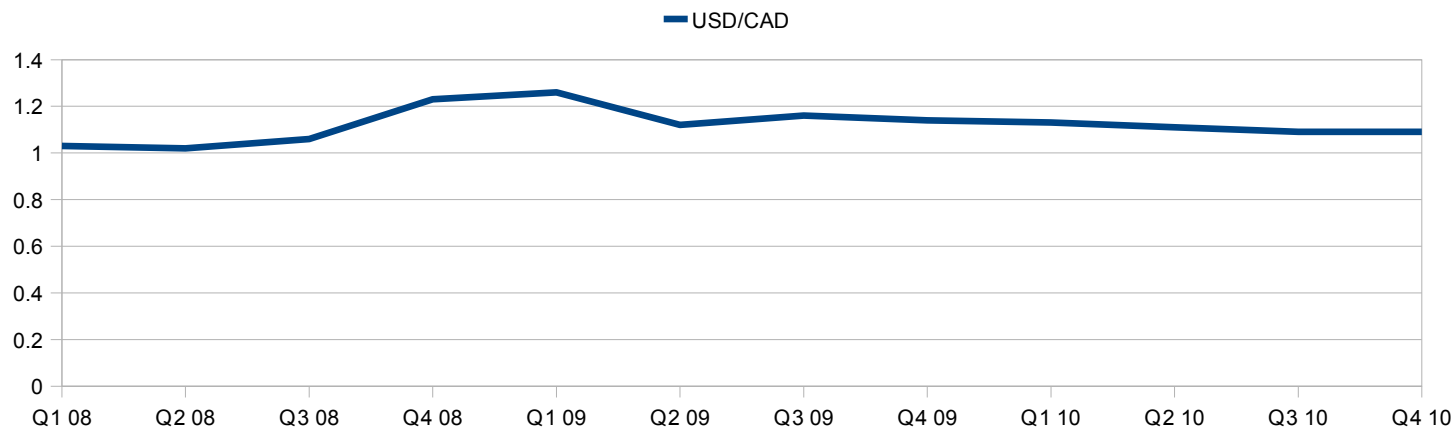
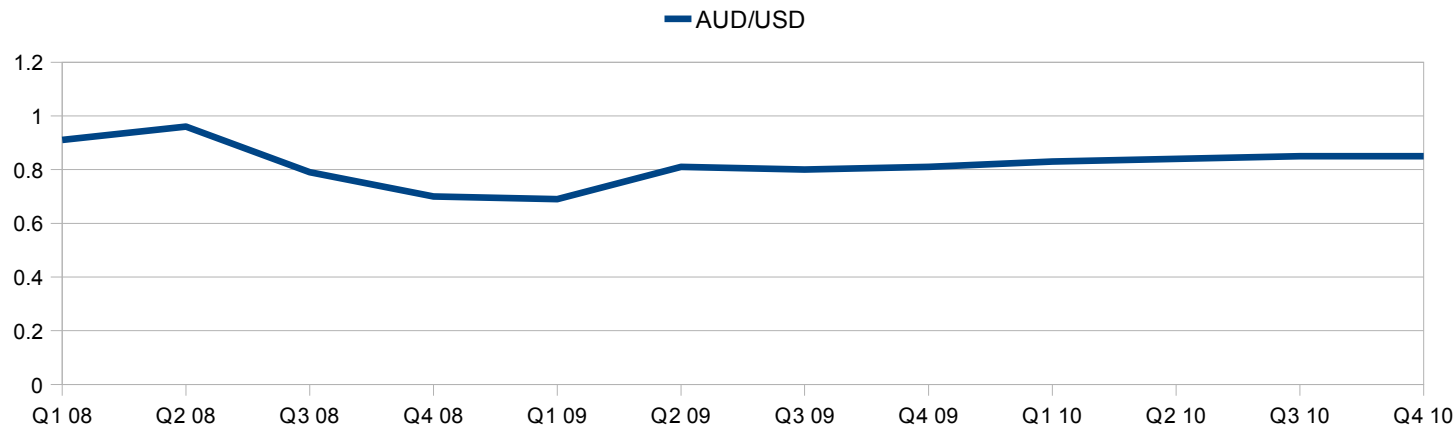
USD/JPY



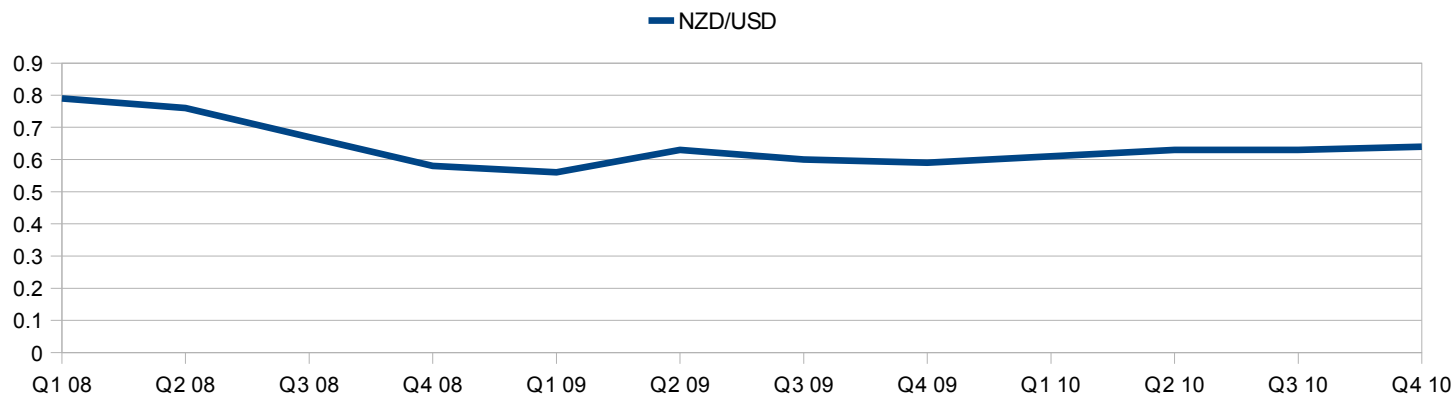
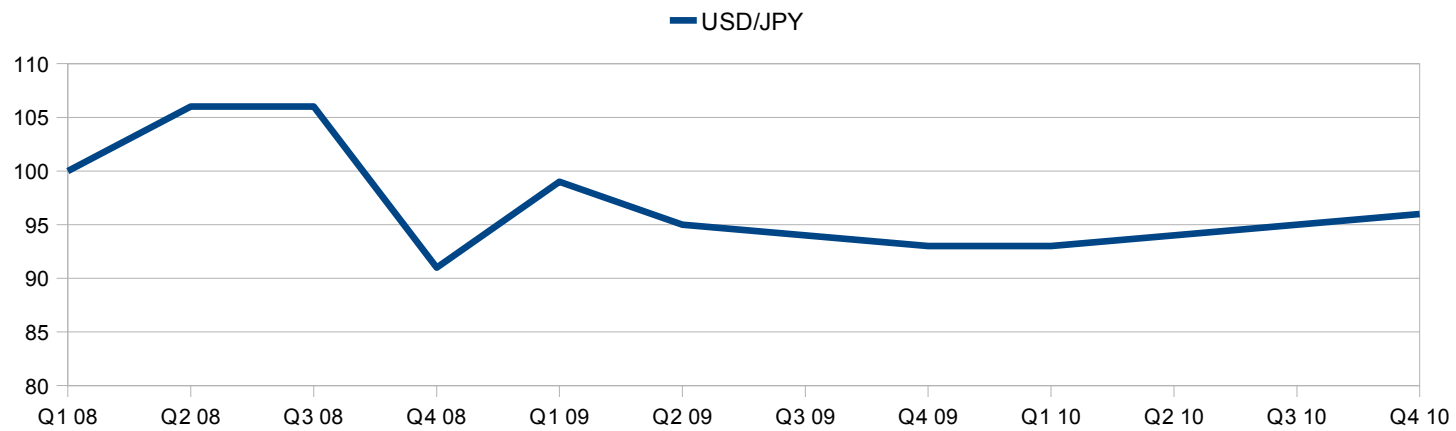
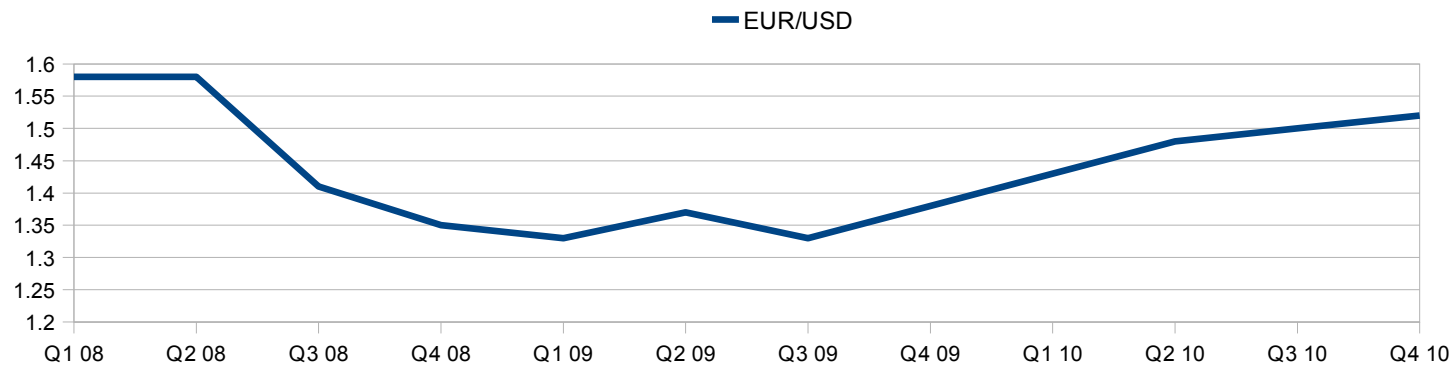
## RBC

Pair	Q1 08	Q2 08	Q3 08	Q4 08	Q1 09	Q2 09	Q3 09	Q4 09	Q1 10	Q2 10	Q3 10	Q4 10	2008	2009	2010
AUD/USD	0.91	0.96	0.79	0.7	0.69	0.81	0.8	0.81	0.83	0.84	0.85	0.85	0.7	0.81	0.85
USD/CAD	1.03	1.02	1.06	1.23	1.26	1.12	1.16	1.14	1.13	1.11	1.09	1.09	1.23	1.14	1.09
EUR/USD	1.58	1.58	1.41	1.35	1.33	1.37	1.33	1.38	1.43	1.48	1.5	1.52	1.35	1.38	1.52
USD/JPY	100	106	106	91	99	95	94	93	93	94	95	96	91	93	96
NZD/USD	0.79	0.76	0.67	0.58	0.56	0.63	0.6	0.59	0.61	0.63	0.63	0.64	0.58	0.59	0.64
USD/CHF	0.99	1.02	1.12	1.07	1.14	1.11	1.16	1.12	1.1	1.07	1.06	1.05	1.07	1.12	1.05
GBP/USD	1.98	1.99	1.8	1.46	1.43	1.57	1.53	1.6	1.68	1.76	1.81	1.85	1.46	1.6	1.85

As of Jun 15, 2009

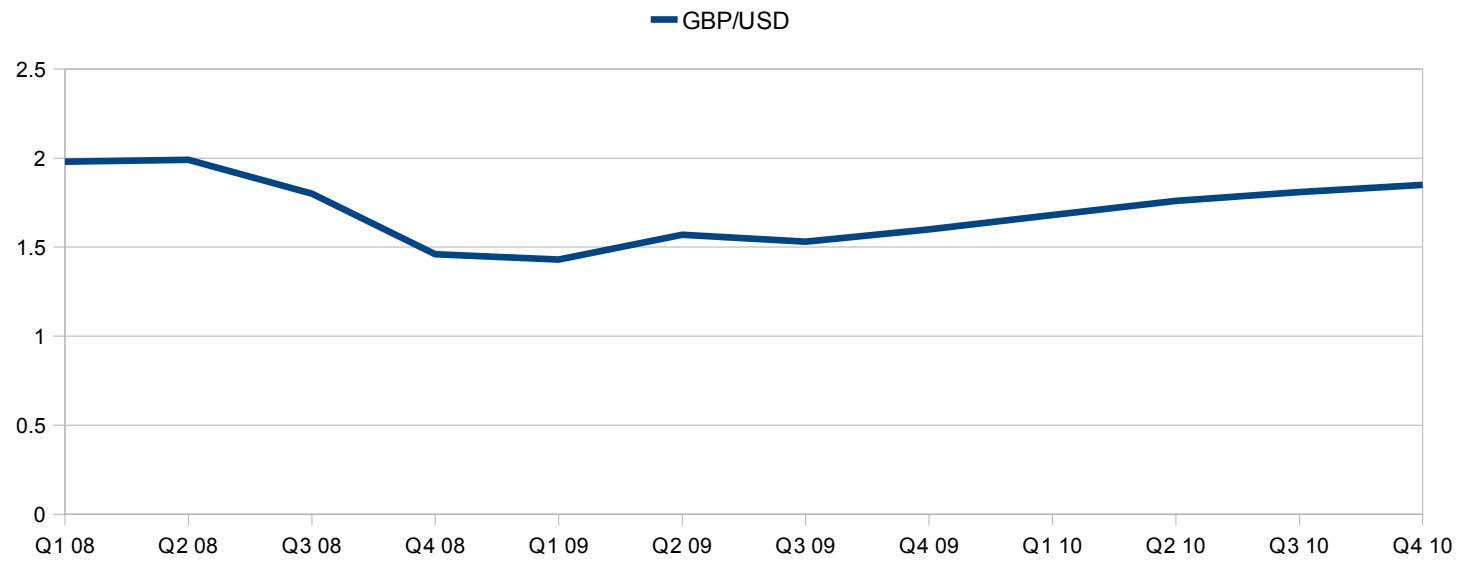
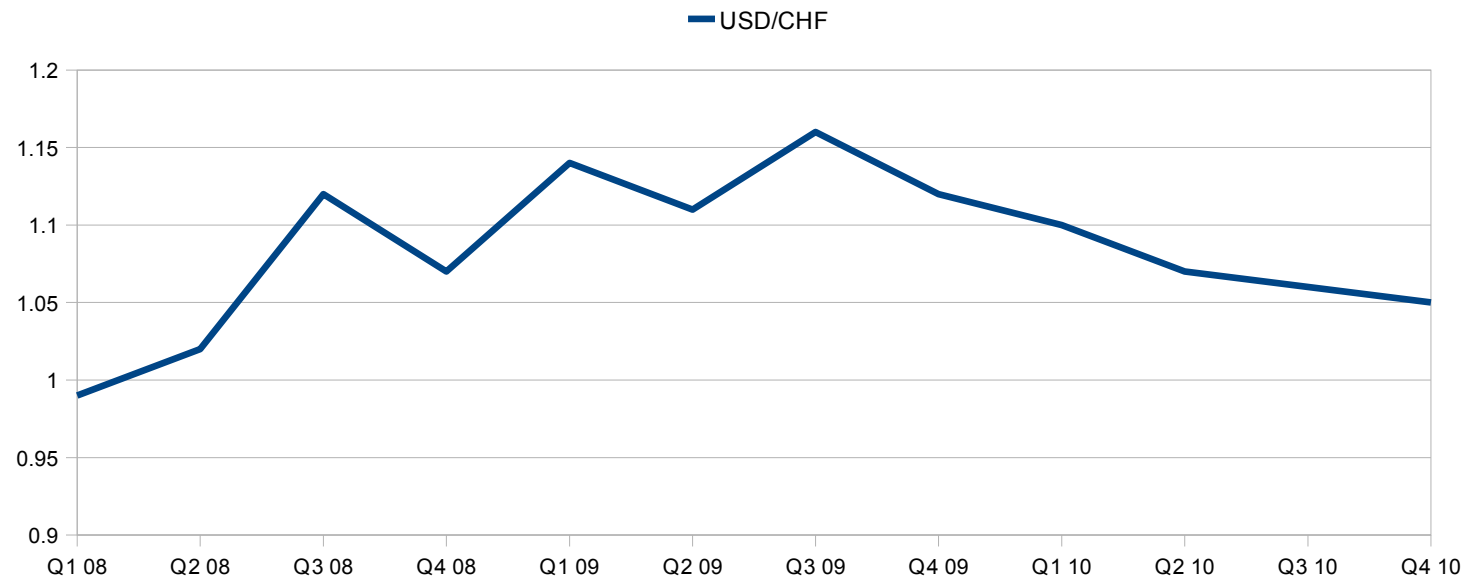


## RBC





## RBC

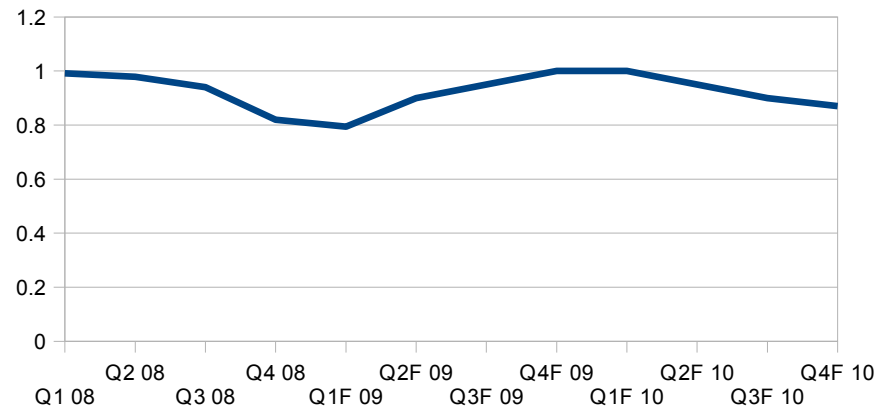


## TD Economics

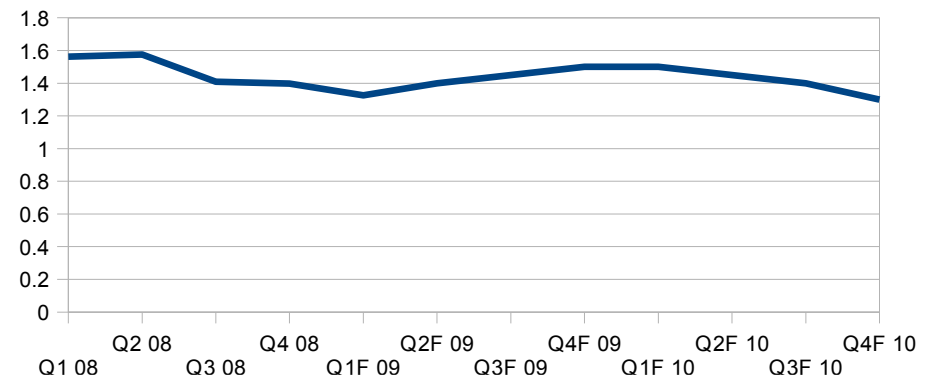
Pair	Q1 08	Q2 08	Q3 08	Q4 08	Q1F 09	Q2F 09	Q3F 09	Q4F 09	Q1F 10	Q2F 10	Q3F 10	Q4F 10
USD/CAD	0.99	0.98	0.94	0.82	0.79	0.9	0.95	1	1	0.95	0.9	0.87
JPY/USD	104	106	106	91	99	96	95	92	90	95	96	100
USD/EUR	1.56	1.58	1.41	1.4	1.33	1.4	1.45	1.5	1.5	1.45	1.4	1.3
USD/GBP	1.99	1.99	1.78	1.46	1.43	1.61	1.69	1.77	1.79	1.75	1.71	1.59
CHF/USD	1.03	1.02	1.12	1.07	1.14	1.11	1.1	1.08	1.08	1.12	1.14	1.22
USD/AUD	0.94	0.96	0.79	0.7	0.69	0.77	0.76	0.78	0.78	0.8	0.82	0.84
USD/NZD	0.79	0.76	0.67	0.58	0.56	0.6	0.58	0.6	0.6	0.62	0.64	0.64

As of Jun 16, 2009

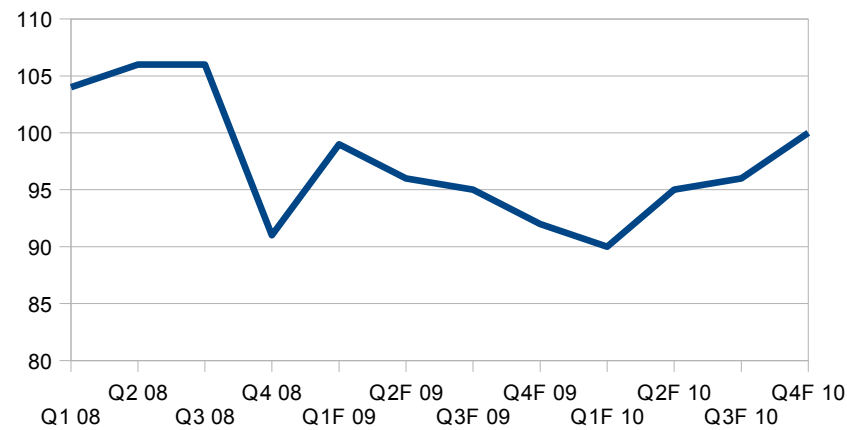
— USD/CAD



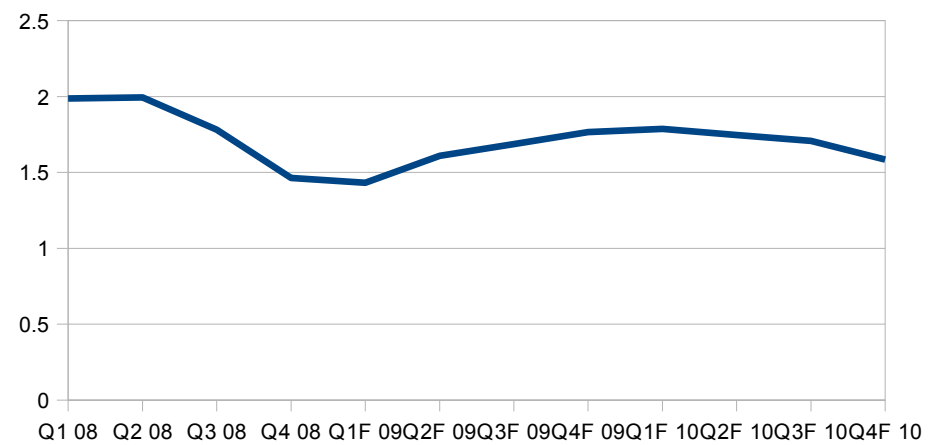
— USD/EUR



— JPY/USD



— USD/GBP



TD Economics

